


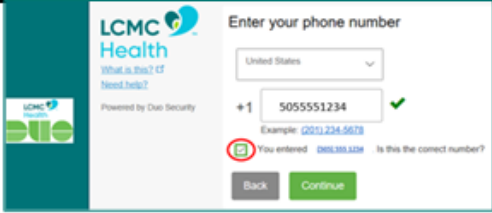



Duo Mobile to Access LCMC VDI/Citrix from Outside Network

Beginning February 26, to access VDI/Citrix remotely (not on the corporate LCMC network), the Duo Mobile App is required. A PC and your mobile phone (minimum version: IOS 6, Windows Phone 2.0, or Android 3.25.0) are required to enroll.

DEVICE	INSTRUCTIONS
	<p>1. Download Duo Mobile on to your mobile phone from your AppStore or MarketPlace.</p>
	<p>2. From a PC, go to https://duo.lcmchealth.org</p> <p>3. Enter your LCMC username and password.</p>  <p>4. Click START UP. Select MOBILE PHONE and click CONTINUE.</p> <p>5. Enter your mobile #; check the box to verify your # is correct and click CONTINUE.</p>  <p>6. Select the type of phone you are using and click CONTINUE.</p> <p>7. Click I HAVE DUO MOBILE INSTALLED. A barcode will appear on screen. Do <u>not</u> leave or close this screen.</p>
	<p>8. Open the just installed Duo Mobile app from your phone. Click the + sign to add a new account or follow the text prompts to finish account setup.</p> <p>9. Hold your camera phone to the barcode visible on the PC screen. Your phone will scan the barcode. Once scanned, you will see a checkmark across the barcode and a LCMC Health Protected profile on your mobile phone.</p> <p>10. Choose whether Duo Mobile will send your phone a push notification or a single-use passcode to authenticate your login identification when accessing Epic remotely via PC. Activation is now complete.</p> 